

Parallelism !

ONLY DO THIS ON THE WORKSHOP DESKTOP PCs

```
mkdir /tmp/par
```

```
cd /tmp/par
```

```
e2parallel.py dcclient
```

```
--port=9990 --server=129.7.224.114 --verbose=2
```

Using GUI Tools



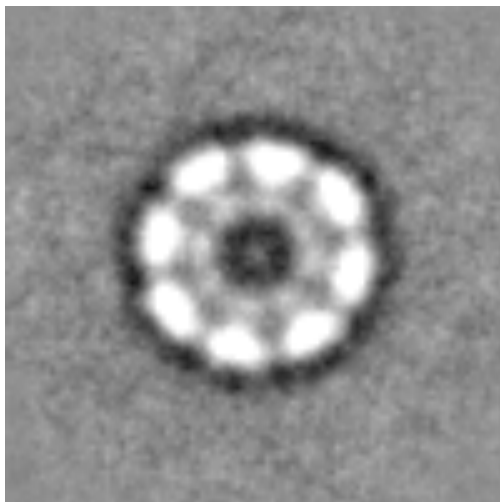
- ④ e2display.py - same as 'browse' in workflow
- ④ e2heliboxer.py - first step in IHRSR
- ④ e2tomoboxer - will demo tomorrow
- ④ e2simmxxplor.py & e2cmpxxplor.py

A Few Utility Programs

- e2help.py - Documentation for modular functions
- e2bdb.py - database manipulation and querying
- e2iminfo.py - general image information tool
- e2proc2d.py - 2d image processing of stacks and single images
- e2proc3d.py - 3d image processing of 3-D stacks and single volumes

Flexibility and Dynamics

- e2refine2d.py - reference free class-averages, apply sequentially
 - e2stacksort.py - sorts a stack into a pseudotime sequence
 - e2stackanim.py - makes gif animations out of sequences (requires ImageMagick)
- e2refinevariance.py - resampling with replacement on class-averages, conceptually similar to Hyperstratis (I think)
- e2refinemulti.py - multiple map simultaneous refinement
- e2classifyligand.py - Split data into 2 groups based on 2 models



Other Issues

- ④ History file
- ④ Resolution exaggeration
- ④ Wiki
- ④ Python prompt (e2.py)